

C1/SfB
[(31.8)+(57.7)] Xh
K Series - 1



McKenzie Martin Ltd

Maximair 'K' Series

Extruded Weather Lip Louvre System



Introduction

Application

Weathering


Weather Testing

Aerodynamic Co-efficient

Design and Installation Flexibility


The "K" Series architectural louvre range has been developed to provide the basic performance parameters both in respect of minimum water ingress and resistance to airflow. At the same time the unusual blade design offers an extremely sharp, aesthetically pleasing 'line'.

A performance extruded louvre system suitable for a diverse range of requirements such as curtain walling, plant room screening, box louvres, etc.



The system is designed as an integrated system of components to provide enhanced water rejection. Each louvre blade incorporates a front channel and rear trap to take surplus water to the sides. In a box frame application the surplus water is shed via drainage channels within the frame sides. Various options are available to provide an effective choice for each and every situation.


The "K" series 75mm blade louvre was tested in accordance with the procedures outlined in the HEVAC Standard for weather louvre tests and to draft European standard prEN13030-1999. The unit has a "B/C" classification.



Model	Co-efficient
"K" Series 50	0.33
"K" Series 75	0.42
"K" Series 100	0.48

The "K" Series offers designers and installers much greater flexibility as it can be manufactured to individual requirements, as either a fully assembled louvre, complete with integral box frames or concealed mullion supports, or can be delivered in breakdown form for on site fixing.

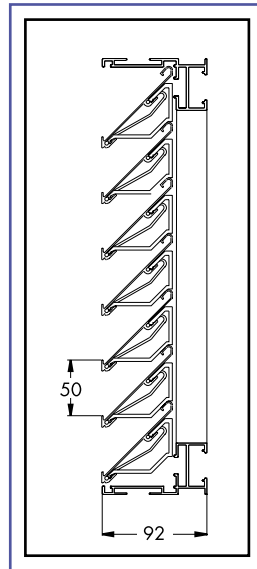
The louvre blades are held in position within the box frame/mullion supports using the unique "Twist-Lok" clip system. AutoCad compatible drawings are available.



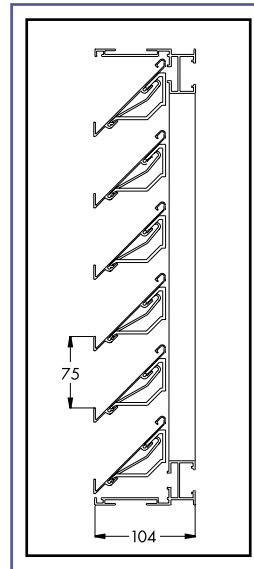
Sizes

The extruded louvre blades are available in 3 different pitch sizes: 50, 75 and 100mm.

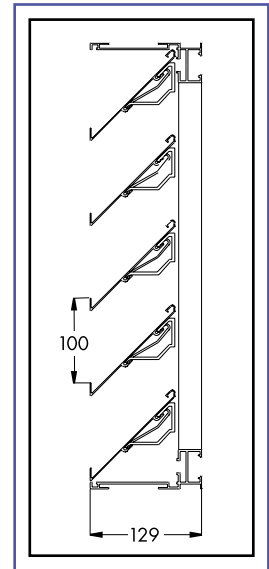
50mm



75mm



100mm



Weights and Free Areas

Model	Approximate Weight	Free Area
"K" Series 50	11.457 kg/m ²	43%
"K" Series 75	9.99 kg/m ²	49%
"K" Series 100	10.61 kg/m ²	54%

Please note: The free areas given do not take into account the top and bottom louvre blades which may reduce the overall percentage free area of the unit. The blockage effect of the top and bottom blades is increased on smaller height units. Please refer to McKenzie-Martin for separate technical data on each louvre size.

Materials

The louvre blades, frame components and vertical support mullions are extruded aluminium sections manufactured from 6063 T6 aluminium to BS1474. Expanded aluminium mesh, and any folded or fabricated aluminium items are manufactured from aluminium to BS EN 485. The louvre blade clip and mesh retaining clip is an engineering grade plastic manufactured from acetal copolymer.

Options

The "K" Series louvres can include:

- Turrets
- Mitred corners
- Tapered louvres
- Different shapes including circular, triangular, etc.
- Concealed mullions to give a continuous unbroken appearance
- Box frames, flanges, cills, flashings
- Bird/fly mesh
- Blanking plates (single skin or insulated)
- Integral doors
- Double/multiple banks

Finishes

Louvres can be supplied in natural mill finish or alternatively in a range of polyester powder paint finishes in a choice of colours and gloss levels. Other standard finishes include anodising and stoved acrylic.